

Free 24-hour Santander Cycles access for NHS Staff (extra ride charges apply)

Santander Cycles free 24-hour access code is: **DSP25RT7** valid from 11th April (normal price £2). The code is now updated every 14 days.

To continue support of London's NHS Staff to be active, we are extending free Santander Cycles 24-hour access. The existing code will continue to be valid until 10th April at 23.59.

TfL require users to **register or sign in as a member** to redeem the code via the Santander Cycles app which includes features such as:

- Find a nearby docking stations
- Live bike and docking space availability
- Cycling journey planner
- Recent account activity history and trip dashboard

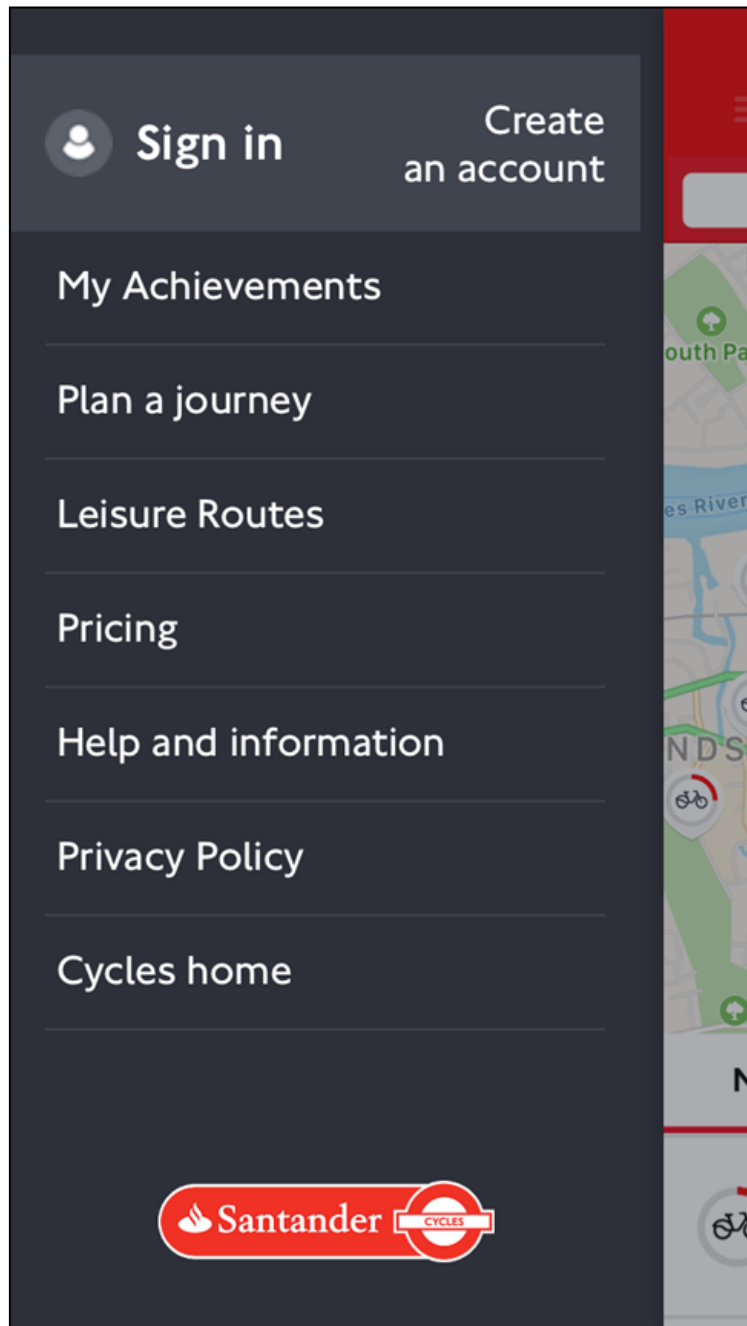
Each access period includes all journeys under 30 minutes for free, no matter how many journeys you take.

- Single journeys over 30 minutes will incur a £2 extra ride charge per 30 minute segment used, to avoid this please ensure you dock your bike and then hire another.

Further instructions of how to redeem the code follow:

How to register and hire using the code: DSP25RT7

1. Register and hire as a **new member**:
 - i. Download the Santander Cycles app and in the menu select the option 'Create an account':



- ii. Select a 24-hour access period and then enter the Promo Code **DSP25RT7** where prompted

Create an account Cancel

Choose your initial access period

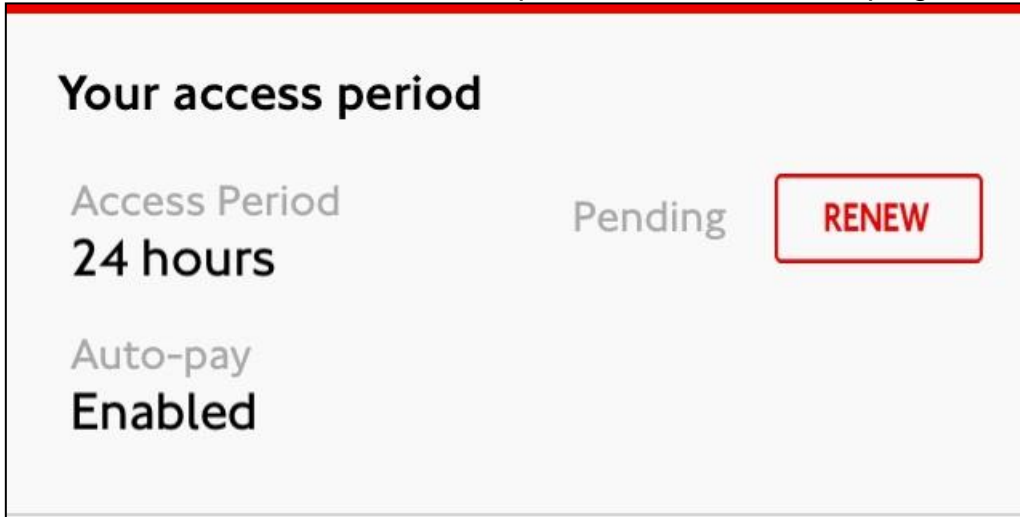
<p>Just 24 hours for £2 For 24 hours you get unlimited journeys under 30 mins. Perfect for occasional cyclists.</p>	<p>1 year for £90 For the regular cyclist (hiring 3 or more times per week) this works out cheaper.</p>
--	--

- The access period starts when you take out your first bike of the day
- Access includes unlimited free journeys under 30 mins
- Longer journeys cost £2 for each extra 30 mins

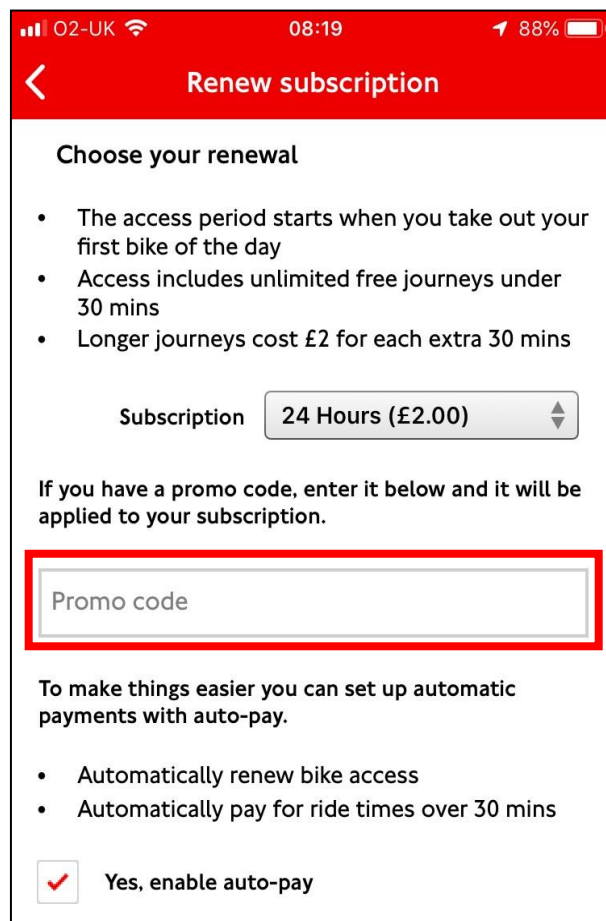
If you have a promo code, enter it below and it will be applied to your subscription.

- iii. Follow the rest of the registration and payment card steps and you will receive confirmation that you have signed up and successfully purchased 24-hour access for £0.
Please note extra ride charges for journeys over 30 minutes still apply.

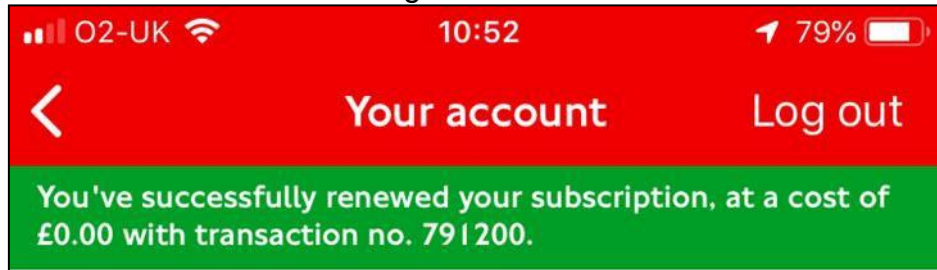
2. Hire as an **existing member**
 - i. Download the Santander Cycles app and sign in using your account information
 - ii. Once logged in, select the menu on the left and click on your name
 - iii. Once in this screen there is an option to 'Renew' in the top right corner



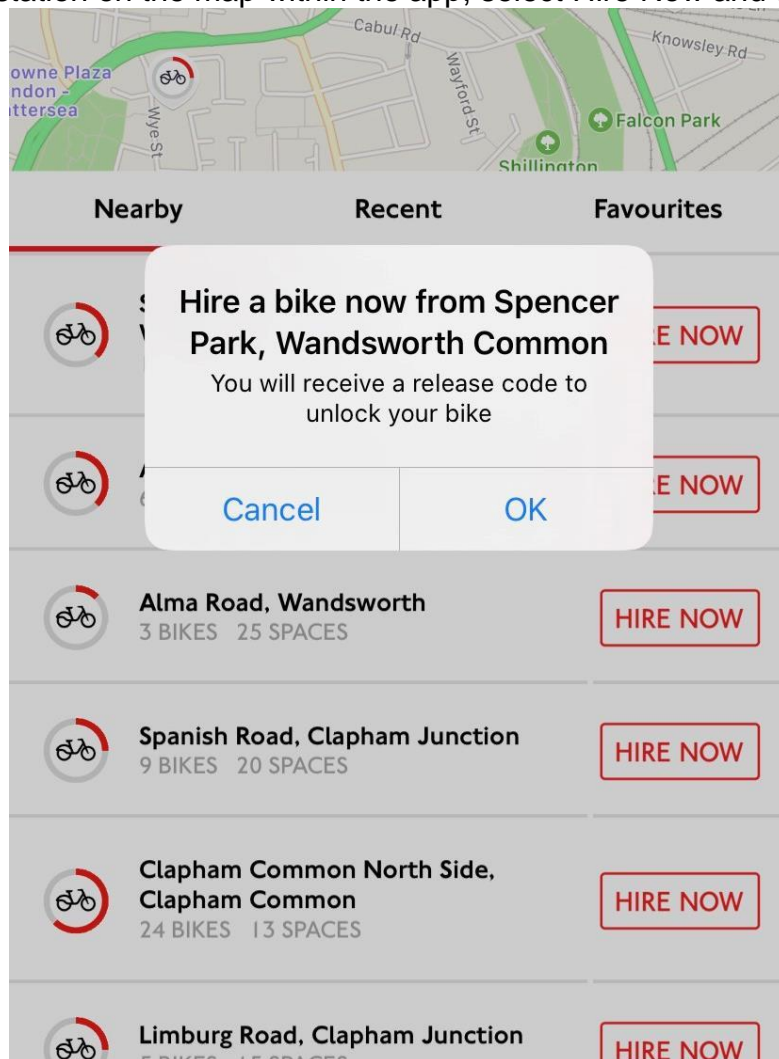
- iv. Once you've clicked on this you will see the below screen. Please select 24 Hour subscription and enter the Promo Code: **DSP25RT7**



- v. Follow the rest of the instructions and once complete you'll see the green confirmation message above. Please remember all journeys over 30 minutes will incur extra ride charges.



3. Once the code has been redeemed as a new or existing member, you can start your new access period by hiring a bike from any station.
 - i. Find a station on the map within the app, select Hire Now and confirm 'OK'



- ii. Walk up to any available bike at this station and enter the 5-digit code at the docking point next to a bike you wish to hire.

The five digit number below is your cycle hire release code. It is only valid at Spencer Park, Wandsworth Common.

The five digit number below is your cycle hire release code:

31122

How to release a bicycle

1. Select a cycle from one of the docking points nearby.
2. Enter the release code using the keypad to the left of the handlebars.
3. On the green light, you're good to go.

If there are no bikes left at this docking station use the app to find a nearby docking station with bikes, and get another release code to use there.



4. Don't forget a bank card is needed when redeeming your code to cover for any additional charges incurred, e.g. going over 30 minutes in a single journey

For more information on how to hire a Cycle, how to download the app, extra ride charges, as well as much more handy information, please visit www.tfl.gov.uk/modes/cycling/santander-cycles

Please remember that it is your responsibility, as the user, to ensure that you have the appropriate safety equipment before beginning your journey.