

EAST LONDON NHS FOUNDATION TRUST

National Staff Survey 2023


The NHS Staff Survey takes place annually across the country and is a significant benchmarking tool for our Trust. The feedback received is extremely important in shaping the actions we take in order to create a work environment that is not only productive but rewarding for all our staff.

RESPONSE RATE



42%

Average response rate for similar organisations in 2023 was 52%



STAFF ENGAGEMENT

7.3

The average score for the trust in 2022 was 7.2

Our staff engagement score is an average score of the answers to the nine questions relating to staff motivation, involvement and advocacy.

TOP THREE MOST IMPROVED AREAS COMPARED TO 2022

32%



2022

39%



2023

Your health: DON'T work any additional paid hours per week for this organisation, over and above contracted hours.

60%



2022

68%



2023


Your personal development: Able to access the right learning and development opportunities when I need to.

29%



2022

37%




2023

Staff levels: Enough staff at organisation to do my job properly.


TOP THREE AREAS TO IMPROVE COMPARED TO 2022

68%



2022

67%



2023


Your team: Feel a strong personal attachment to my team.

75%



2022


74%



2023


Your job: Time often/always passes quickly when I am working.

89%



2022

88%



2023

Safety at work: Last experience of physical violence reported.

ABOUT THE EAST LONDON FOUNDATION TRUST



67% of staff...

felt they were able to make improvements happen in their area of work.



67% of staff...

would be happy with the standard of care provided by the organisation if a friend/relative needed treatment.



84% of staff...

felt the care of patients/service users is the organisation's top priority.

In partnership with:



East London
NHS Foundation Trust

Contact us

www.elft.nhs.uk

020 7655 4000

elft.communications@nhs.net